

**Shri Shivaji Vidya Prasarak Sanstha's
Late Karmveer Dr. P. R. Ghogrey Science College, Dhule.**




**FEEDBACK ANALYSIS &
ACTION TAKEN REPORT 2017-18**

INTRODUCTION:

Shri Shivaji Vidya Prasarak Sanstha's, Late Karmveer Dr. P. R. Ghogrey Science College, is situated in Dhule. It is affiliated with Kavayitri Bahinabai Chaudhari North Maharashtra University, Jalgaon. The college offer various courses like B.Sc.at Under Graduation level and M.Sc. at Post-Graduation level. Presently, over 1955 students are studying in college. The Internal Quality Assurance Cell (IQAC) of the College has continuously been working on quality improvement and the betterment of student learning experiences. In order to analyze the lag areas of the college and scope for further improvement, feedback from various stakeholders have been received. This report focuses on the feedback of students on Syllabus and Teachers.

DATA COLLECTION AND ANALYSIS

These feedbacks were collected and collated in the Department level / Institution level and important suggestions / comments / remarks given by the students for enhancing the curriculum & syllabi and other administration activities shall be considered for further course of action. An effort was made to receive feedback from all students of the college. For this purpose, a manual form was distributed to students. As many as 240 responses have been collected. In order to arrive to comprehensive results, useful statistical tools like percentage, etc. have been used. For the effective presentation of the data, various types of graphs have been used.



Shri Shivaji Vidya Prasarak Sanstha's
L.K. Dr. P.R. Ghogrey Science College, Dhule.

Vidyanagari, Deopur, Dhule - 424 005 (M.S.) India

Star College Status By DBT "COLLEGE WITH POTENTIAL FOR EXCELLENCE"

PRINCIPAL - **DR. M. V. PATIL** (M.Sc., Ph.D.)

**1.4.2 Feedback Analysis And Action Taken Report Of The College On Feedback
Report 2017-18**

The Feedback Analysis Committee of the college designs and collects feedback from its stakeholders to monitor and evaluate its performance quality on curriculum and curriculum related issues. The feedback forms were collected from students, teachers, employers and alumni. The feedback targets following different content for different stakeholders.

- For students, it addressed curriculum and its learning related issues in terms of quality, competence, skills and professionalism. This feedback also considers other issues like delivery of curriculum by teachers.
- For teachers, the feedback addressed issues like suitability the course and its need base, outcomes of the curriculum, relationship with course content and corresponding reference material, availability of reference materials in terms with curriculum, evaluation methods and curriculum delivery, etc.
- For alumni, it aimed for responses on adequateness of courses curriculum, sufficiency of syllabus content in context of current professional standards and curriculum design in context of development of self-directed learning and problem solving approach.

The feedback collected is annually and sent it to the respective authorities for the actions.

I : Feedback from Students:

<u>Feedback</u>	<u>Action taken</u>	<u>Impact</u>
Content of syllabi needs enhancement in terms of quality.	<p>Support was provided to the various students for the participation in various seminars & webinars.</p> <p>All the teachers were notified about the issue and they were encouraged and enriched the curriculum with more appropriate teaching-learning methods and techniques.</p>	Subsequent application by teachers was observed and efforts were effective.
Depth of the course content needs to be increased for achieving the expected Course Outcomes.	<p>Formal instructions were circulated to all departments through competent authority for addressing the issue of attainment of COs & Pos.</p> <p>Teachers were informed to keep check on the attainment of course outcomes.</p>	Teachers made students familiar with ideas of POs and COs and their expected outcomes.
Applicability/relevance of curriculum in real life situations can be increased	Formal instructions were circulated to all departments through competent authority for addressing the issue of applicability of the curriculum.	Teachers made efforts to relate the curriculum with real life situations.
More practical training sessions are desired by the students	Formal instructions were circulated to all departments through competent authority for addressing the issue of increasing practical training sessions.	Teachers paid more attention to practical sessions and made their teaching more experiential.

II Feedback from Teachers:

<u>Feedback</u>	<u>Action taken</u>	<u>Impact</u>
Suggested that syllabi should be need based	Formal instructions were circulated to college through competent authority for addressing the issues suggested by the teachers through feedback	The details of the feedback were received by the heads of constituent colleges and appropriate awareness was created
Teachers should have the freedom to adopt innovative techniques/strategies of teaching such as seminar presentations, group discussions etc	Formal instructions were circulated to college through competent authority for addressing the issues suggested by the teachers through feedback	The details of the feedback were received by the heads of constituent colleges and appropriate awareness was created. Teachers were encouraged to adopt more innovative techniques and strategies for teaching.

IV Feedback from Alumni:

<u>Feedback</u>	<u>Action taken</u>	<u>Impact</u>
More exposure to field visits in curriculum	Formal instructions were circulated to college through competent authority for addressing the issue. All the teachers were notified about the issue and they were encourages to have more field visits as a part of their curriculum.	Teachers paid more attention to have more field visits and thus gave exposure to students for field visits.
Evidence based practical demonstration	Formal instructions were circulated to college through competent authority for addressing the issue.	Teachers paid more attention to gave more attention for Evidence based practical education

Students Feedback Analysis Report 2017-18

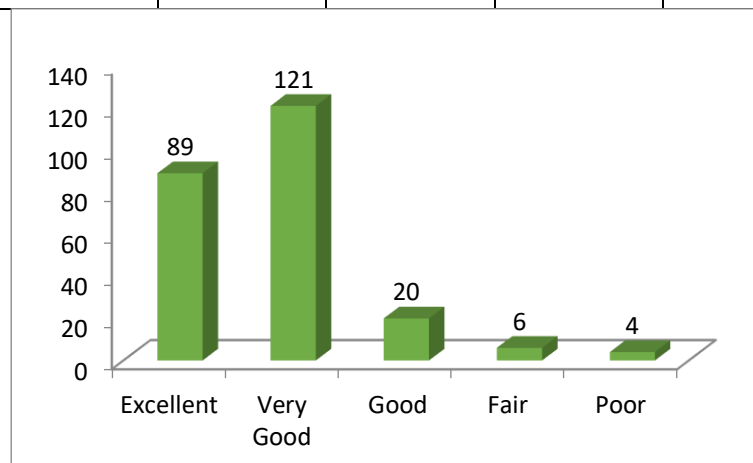
The Feedback Analysis Committee of the institution designs and collects feedback from its stakeholders to monitor and evaluate its performance quality on curriculum and curriculum related issues. The feedback forms were collected from students on several aspects of curriculum and its learning related issues in terms of quality, competence, skills and professionalism. This feedback also considers other issues like delivery of curriculum by teachers.

The report of feedback analysis is submitted to Principal of the Institute then the feedback report was forwarded to IQAC for necessary action and thereafter the analysis is shared with all Departments, heads and they are instructed to take necessary measures and actions as to comply with the issues raised by the students.

STUDENT FEEDBACK:

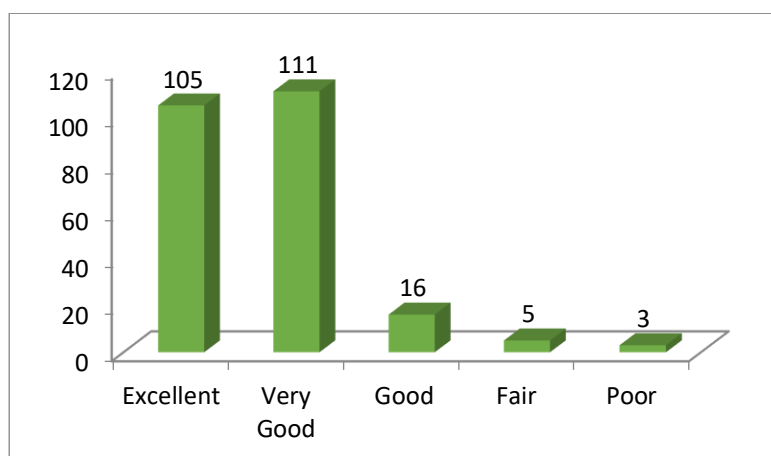
a. Average of the overall statement of student satisfaction pertaining to the curriculum that is designed so as to enhance employability.

curriculum that is designed so as to enhance employability.	Excellent	Very Good	Good	Average	Poor	Total
No. of. Response	89	121	20	06	04	240
% of Response	37.08	50.41	08.33	02.50	01.66	100



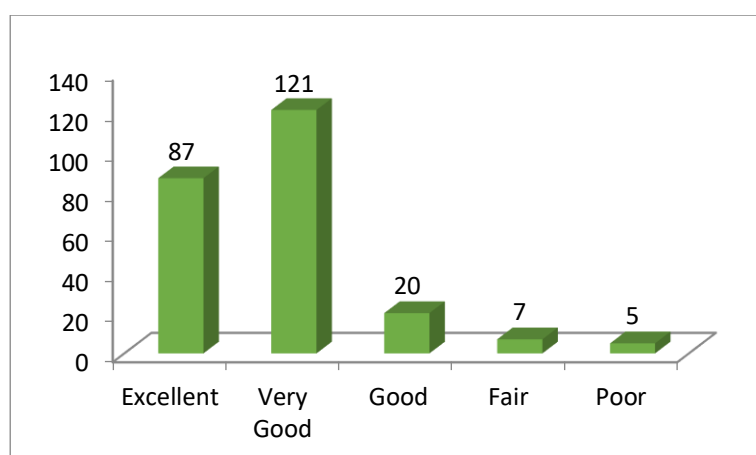
b. Average of the overall statement of student satisfaction pertaining to the relevance of the units in Syllabus

The relevance of the units in Syllabus.	Excellent	Very Good	Good	Average	Poor	Total
No. of Response	105	111	16	05	03	240
% of Response	43.75	46.25	06.66	02.08	01.25	100



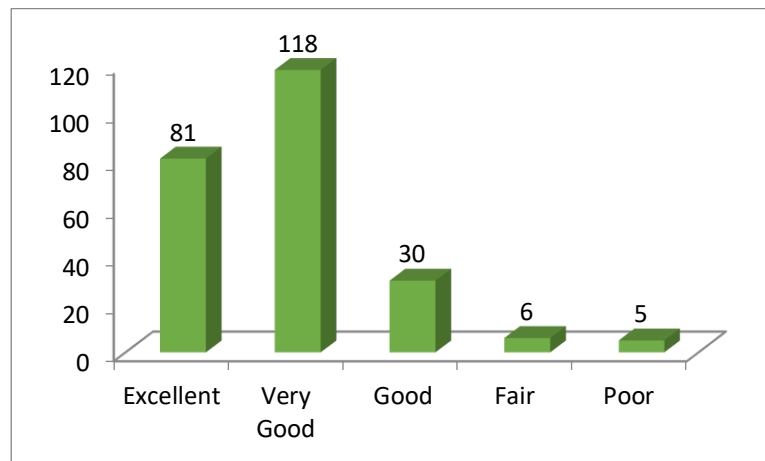
c. Average of the overall statement of student satisfaction pertaining to the depth and level of difficulty of syllabus regarding to the capacity of the student.

Depth & difficulty level of syllabus regarding to the capacity of the student.	Excellent	Very Good	Good	Average	Poor	Total
No. of Response	87	121	20	07	05	240
% of Response	36.25	50.41	08.33	02.91	02.08	100



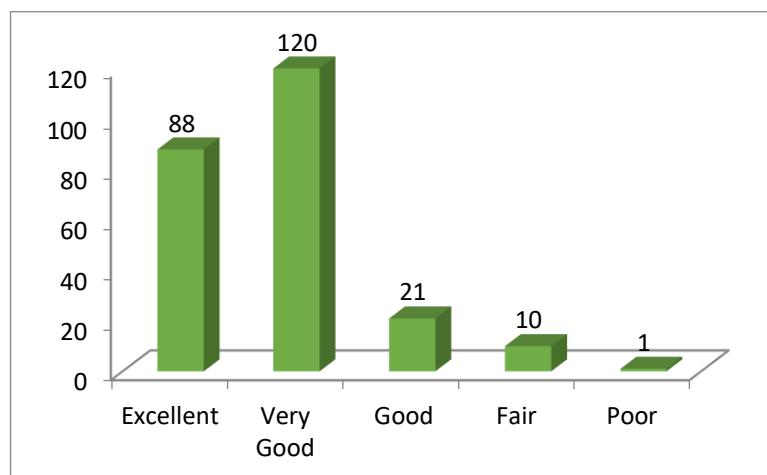
d. Average of the overall statement of student satisfaction pertaining to the courses studied by you regarding enhancement in your knowledge as well as your skills and capabilities

Courses taught to enhance Knowledge, Skill & capabilities	Excellent	Very Good	Good	Average	Poor	Total
No. of Response	81	118	30	06	05	240
% of Response	33.75	49.16	12.50	02.50	02.08	100



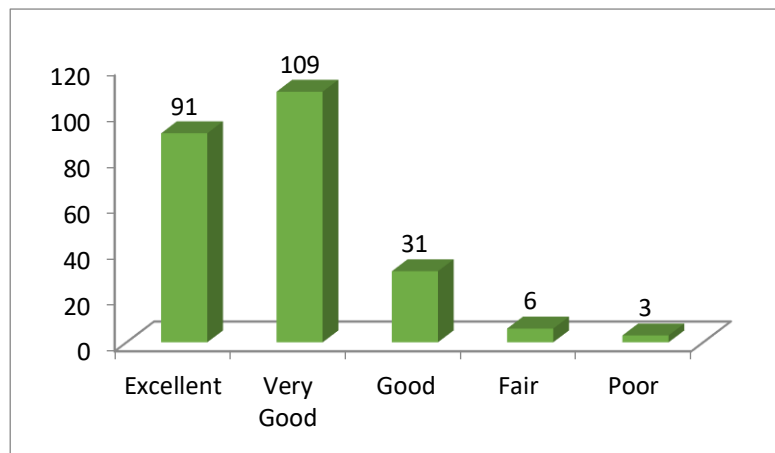
e. Average of the overall statement of student satisfaction pertaining to the system adapted for assessment and evaluation process with respect to fair and unbiased means

System adapted for assessment & evaluation with respect to fair & unbiased means.	Excellent	Very Good	Good	Average	Poor	Total
No. of Response	88	120	21	10	01	240
% of Response	36.66	50.00	08.75	04.16	00.41	100



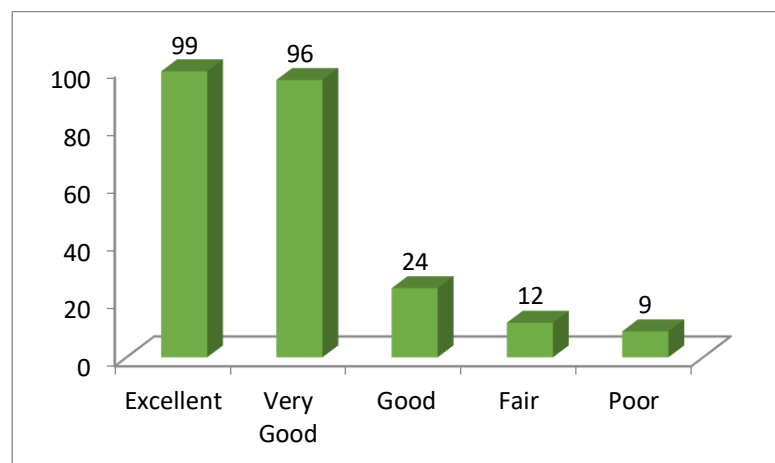
f. Average of the overall statement of student satisfaction pertaining to the use of modern teaching aids, power point presentations, web-resources, e-content etc. that are used by your teachers while teaching

Use of modern teaching aids ppt, e-content, web resources etc.	Excellent	Very Good	Good	Average	Poor	Total
No. of Response	91	109	31	06	03	240
% of Response	37.91	45.41	12.91	02.50	01.25	100



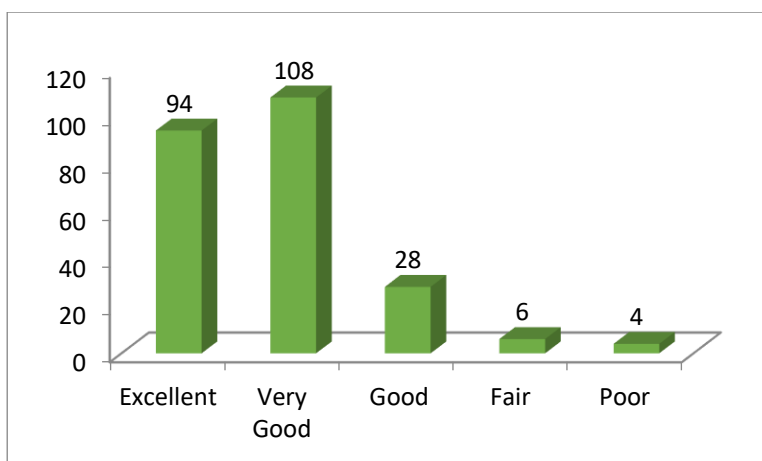
g. Average of the overall statement of student satisfaction pertaining to the teacher efforts to inculcate soft skills in the students

Efforts of teacher to inculcate soft skills in students	Excellent	Very Good	Good	Average	Poor	Total
No. of Response	99	96	24	12	09	240
% of Response	41.25	40.00	10.00	05.00	03.75	100



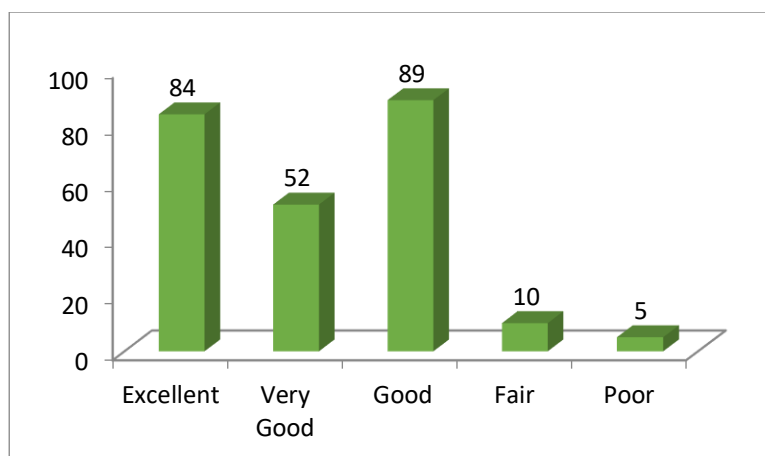
h. Average of the overall statement of student satisfaction pertaining to the teacher efforts to encourage the students to participate in extra-curricular, co-curricular activities and research project

Efforts of teacher to encourage students participating in extra-curricular, co-curricular & research activities	Excellent	Very Good	Good	Average	Poor	Total
No. of. Response	94	108	28	06	04	240
% of Response	39.16	45.00	11.66	02.50	01.66	100



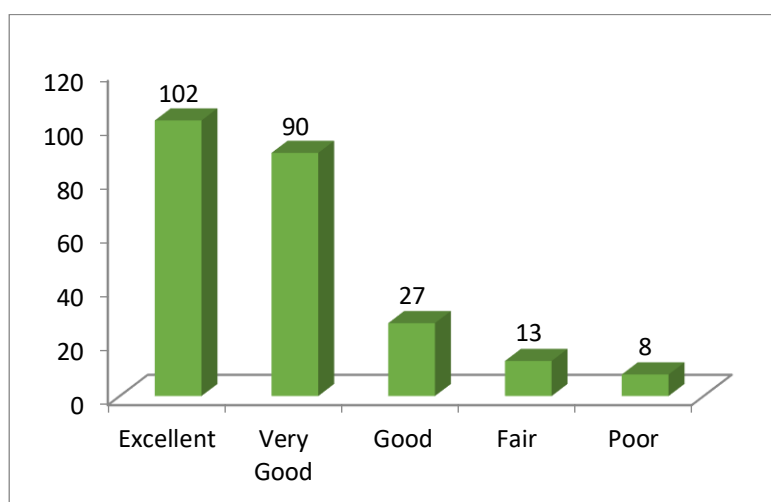
i. Average of the overall statement of student satisfaction pertaining to teachers efforts to guide the students for overall personality development of the students

Efforts of teacher to guide the students for overall personality dev. Of students	Excellent	Very Good	Good	Average	Poor	Total
No. of. Response	84	52	89	10	05	240
% of Response	35.00	21.66	37.08	04.16	02.08	100



j. Average of the overall statement of student satisfaction pertaining to the role of college regarding opportunities to learn , grow and become responsible citizen of India

Role of college regarding to learn grow & become responsible citizen of India.	Excellent	Very Good	Good	Average	Poor	Total
No. of Response	102	90	27	13	08	240
% of Response	42.50	37.50	11.25	05.41	03.33	100



Summary of Student Feedback:

Sr	Particulars	Excellent	Very good	Good	Average	Poor	Total Response
a.	Curriculum that is designed so as to enhance employability.	89	121	20	06	04	240
b.	The relevance of the units in Syllabus	105	111	16	05	03	
c.	Depth & difficulty level of syllabus regarding to the capacity of the student.	87	121	20	07	05	
d.	Courses taught to enhance Knowledge, Skill & capabilities	81	118	30	06	05	
e.	System adapted for assessment & evaluation with respect to fair & unbiased means.	88	120	21	10	01	
f.	Use of modern teaching aids ppt, e-content, web resources etc.	91	109	31	06	03	
g.	Efforts of teacher to inculcate soft skills in students	99	96	24	12	09	
h.	Efforts of teacher to encourage students participating in extra-curricular, co-curricular & research activities	94	108	28	06	04	
i.	Efforts of teacher to guide the students for overall personality dev. Of students	84	52	89	10	05	
j.	Role of college regarding to learn grow & become responsible citizen of India	102	90	27	13	08	
Average no. of Responses							240